


EPIC II

EPIC II 25-12 Rotary Transfer Machine



PROFITABILITY

MODULAR TOOLSPINDLE UNITS

The EPIC II 25-12 has infinitely variable feeds for each toolspindle unit. Each of the independently controlled toolspindle units work simultaneously allowing the longest machining operation to control the cycle time. All toolspindle units are modular and provide maximum interchangeability for retooling.

The modular tool head system provides full flexibility to change machining operation (i.e., from drilling to turning or milling), simply by changing the quick-change tool head attached to the end of the toolspindle unit. The quick-change system design provides quick, easy tool changing for worn tool replacement or complete job changeovers.


EPIC II

EPIC II 25-12 Rotary Transfer Machine

The Hydromat EPIC II 25-12 is a rotary transfer machine for precision metal cutting of stock sizes that range up to 1 inch round, 0.875 inch hex, 0.75 inch square, and a part length up to 4 inches. It may be equipped with collets or chucks for precision metal cutting. This exceptional design is a modular system consisting of horizontal and vertical tool spindles rigidly mounted

around a precision cast base. It utilizes up to 12 horizontal toolspindles and has the capacity of 6 vertical tool spindles. That's up to 18 tools in the cut at once. This design provides tremendous versatility and flexibility in a turnkey machining system. It has the rigidity to handle all components and all material types within its work envelope. The EPIC II 25-12 is fully integrated into the Hydromat program, so the same modular components used with Hydromat's popular EPIC R/T models are compatible with the EPIC II Indexing Chuck models.

The wide variety of EPIC II rotary transfer machines offered by Hydromat give production machining professionals the right tool for the



ACCURACY

right job. The Hydromat system is the solution for the elimination of secondary operations by producing parts complete from bar stock, castings, forgings or cold formed blanks. The Hydromat machining platform reduces work in progress and additional cost reduction is realized due to extremely short remnants that translate to significant material saving. Increased productivity is partially due to modular tool spindle system with quick-change presettable tool heads for easy changeovers.

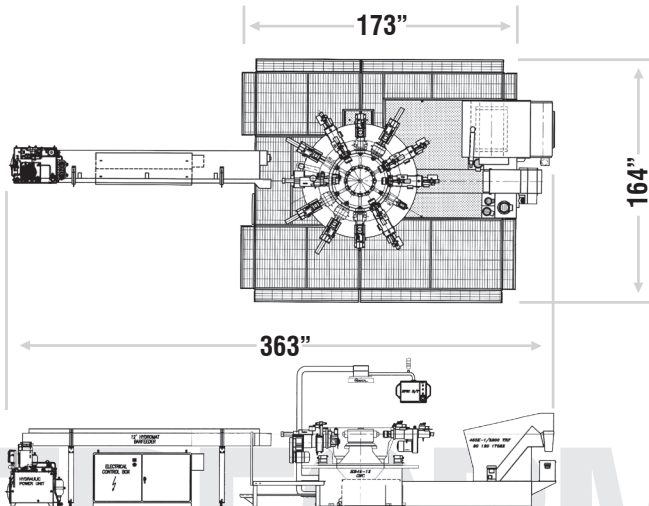
A precision ground Hirth ring assures

that the table accuracy and reliability from station-to-station repeats within .0002".

Typical components ideally suited for machining on Hydromats include: automotive ABS and brake systems, fuel, electrical, engine and steering components, plumbing, hydraulic fittings, HVAC valve castings, faucet bodies, gas valves and connectors, hardware power tool and appliance housings, electrical wire connectors and switch bodies, defense and aerospace fuse bodies, and instrument housings.

Specifications

Max Stock Size				Hor. Station	Vert. Station	Index Time	Weight LBS	Machine Power	Size Unit
Rnd	Hex	Sq	Length						
1"	7/8"	3/4"	4"	12	6	0.5	10,000	60HP (Avg.)	EPIC 26/80 EPIC 36/100 EPIC 50/100



PERFORMANCE

The Evolution Continues:

**NEW TECHNOLOGY
DRIVEN DESIGN**

IMPROVED ACCURACY

**PERFORMANCE
ENHANCEMENTS**

FASTER PRODUCTION

**MODIFICATIONS AND
STANDARDIZATION**

This new iteration of the EPIC platform boasts advancements such as enhanced operations, production reporting, down time analysis, trouble shooting, and preventative maintenance interval scheduling. These features, among others, will yield improved part set-ups, changeovers, process-tooling development, and integrated tool monitoring. An upgraded servo control features absolute positioning, and a more efficient architecture that reduces failure points.

The EPIC II is a rotary transfer solution specifically made for advanced production solutions in the future.



EPIC II

Operational Features

- Improved Accuracy With Absolute Positioning Which Eliminates Need For Unit Home Prox
- Replacement Servo Valves Can Be Locally Configured And Programmed On The Machine And Does Not Require Hydromat Assistance
- Expanded Canned Cycle Selections To Generate Programs Faster And Easier
- Enhanced Operation, Trouble Shooting, and PM Intervals
- Standard CNC Controls For Improved Part Set-Up, Change-Overs, and Process-Tooling Development
- Integrated Tool Monitoring

Control Benefits

- Bosch CNC/PLC Common Control
- Direct Access For Valves, Programming & Feedback
- Standardized Common Servo Valve
- Reduced Wiring And Machine Plugs
- Efficient Architecture With Reduced Failure Points



11600 Adie Road • St. Louis, MO 63043

314.432.4644 • www.hydromat.com

INGENUITY